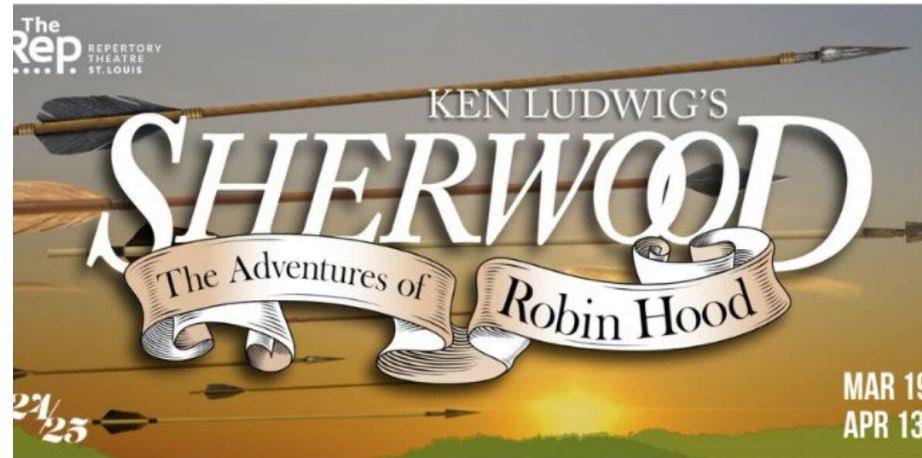
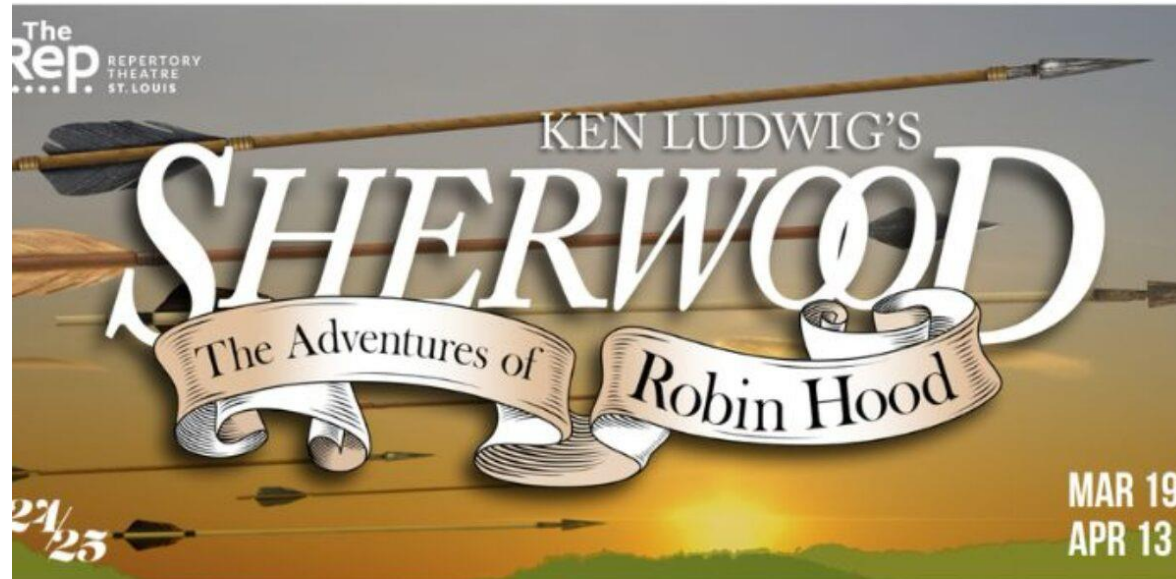


GETTING READY TO SEE



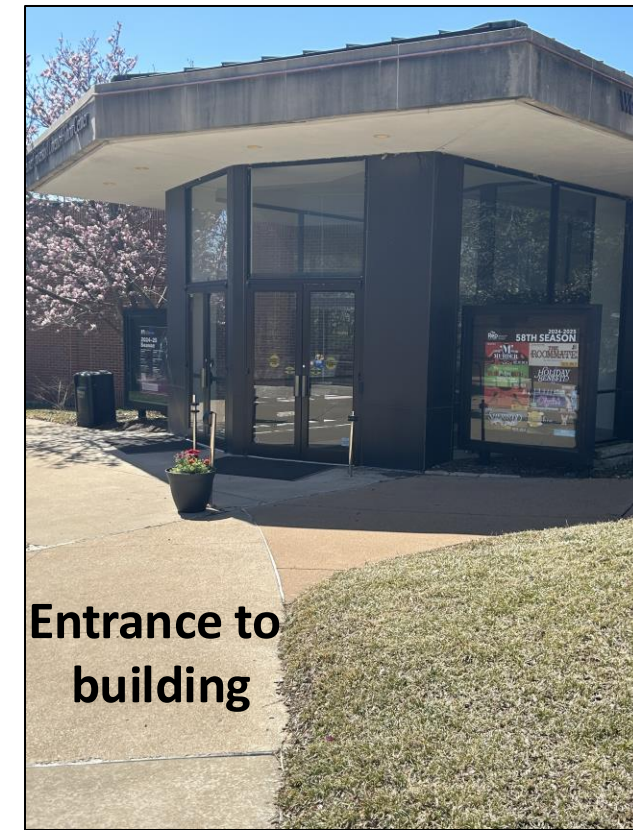
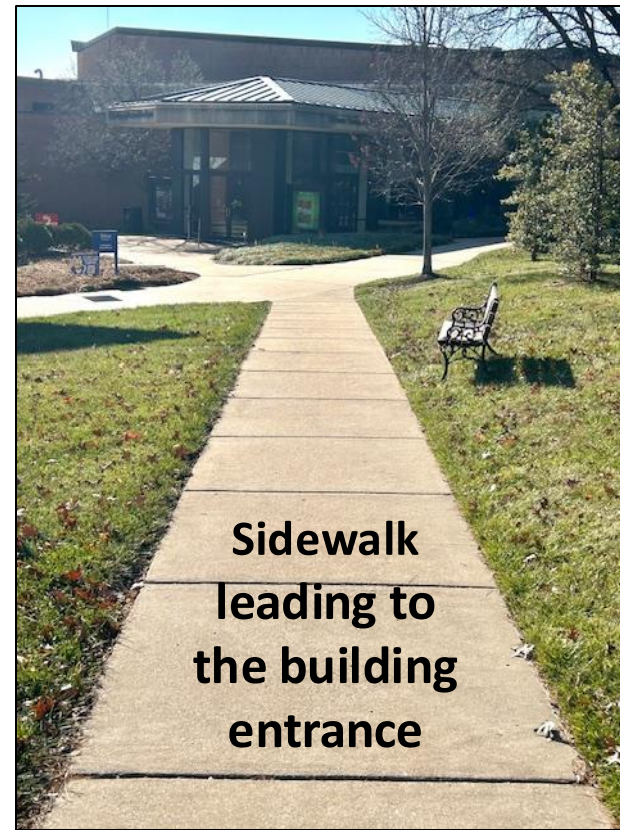
A SOCIAL STORY TO HELP PREPARE
FOR A VISIT TO THE THEATER

On Saturday, I am going to see a show.
The title of the show is
SHERWOOD, THE ADVENTURES OF ROBIN HOOD.




When we arrive, we will park in Parking Lot K.

After we park, we will walk down the sidewalk to the entrance of the building.



Many people will be coming to the show. If I come with a parent or a friend, I will be sure to stay with them at all times.

This is what I will see when I walk in the door.
This big room is called the lobby.



If I want to purchase a snack or drink, I will go to the Concession stand in the middle of the main lobby.




I can take my snack and drink into the theater, but I must always keep the lid on my cup.



If we need show tickets, we will pick them up at the Box Office.



If I need to use the restroom, I can ask for help to find the nearest bathroom. The restrooms are on the main floor at either end of the concession stand. The women's restroom is near Door 1 entrance. The men's bathroom is near Door 4 entrance.



I can have my picture taken in front of this sign in the main lobby. Others might be waiting in line. I will practice patience while waiting my turn.



When it is time to go to our seats, we will enter the theater through Door 1, 2, 3 or 4.



There will be a helper to guide us to the correct door.



When we enter the theater, a helper (also known as an usher) will lead us to our seats. This is what the seats will look like.



This is a wheelchair - accessible seating area. The chairs will be removed to allow room for my wheelchair. A parent or friend can sit beside me in a theater seat.



When I enter the theater, this is what I will see.



Once the show begins, I will do my best to be quiet so that everyone can enjoy the show.



These are some of the actors that I will see in the show



I will see some sword fighting in the show, but it's only pretend, which means it's not real. If I don't like to watch the sword fighting, I can cover my eyes or leave the theater to take a break.



I will see some archery in the show. Archery is using a bow to shoot an arrow at a target. The arrows are also pretend, which means they are not real. If this part of the show makes me anxious, I can leave the theater and take a break.



(This is a picture of Robin Hood pulling on a bow to shoot an arrow)



(This is a picture of arrows in a target)

If the show becomes too loud or makes me feel nervous, I can cover my ears, put on headphones, use a weighted lap pad, or hold onto a fidget.



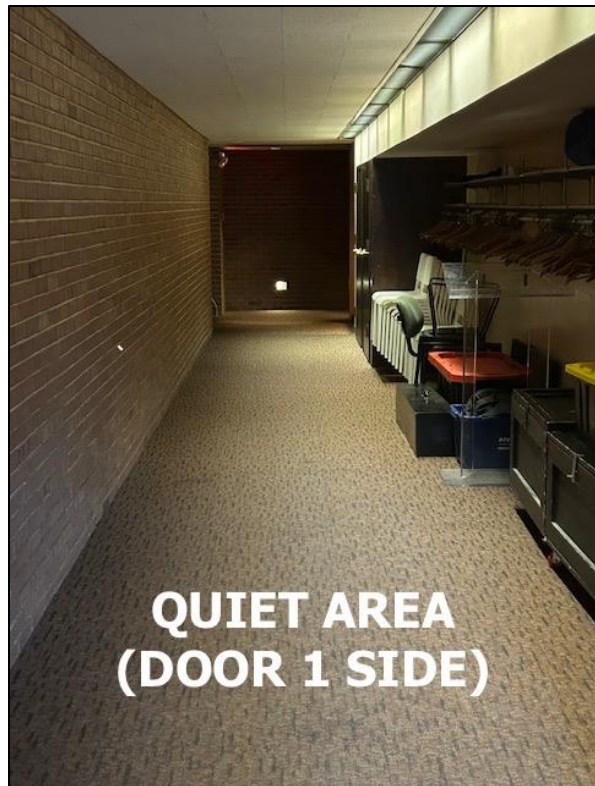
It is best to bring my sensory tools to the theater, but if I forget, I can ask to borrow one at the theater.
I will return what I borrowed when the show is over.

If I need to take a break from the show, I can leave the theater and go to the lobby. I can sit in a chair or go to this table



I can sit at the table and relax, or use some of the items on the table like sensory tools or pencils and paper.

I can also go to a quiet area if I need to take a break. If I come with a parent or a friend, they can go with me and help me find the quiet places. An usher can help me too.



I can stay in the lobby or quiet area until I feel better.
Whenever I feel ready, I can go back into the theater to
continue enjoying the show.



At the end of the show, all of the actors will take a bow. This is called a curtain call. The audience will clap and cheer to tell the actors how much they enjoyed the show. Some might even stand up. This is called a standing ovation.



After curtain call, we will exit the theater and go back through the lobby to our cars. Many people will leave the theater at the same time. If that makes me nervous, I can stay in my seat until the crowd leaves.



Getting to see live theater is so much fun!
I think I will enjoy getting to see
Sherwood, The Adventures of Robin Hood

